



THE
GARDENER'S
NOTEBOOK

A PRACTICAL
GARDEN PLANNER & JOURNAL



AUTUMN ROSEWOOD

WWW.AUTUMNROSEWOOD.COM



GARDEN OVERVIEW

An overview of my garden this season



GARDEN NAME: _____


GROWING SEASON: _____


LOCATION: _____ ZONE: _____

SUN CONDITIONS IN MY GARDEN:

 FULL SUN
6+ hours

 PART SUN
3-6 hours

 PART SHADE
1-3 hours

 SHADE
Less than 1 hour

GOALS FOR THIS SEASON

WHAT I HOPE TO GROW

- _____
- _____
- _____
- _____
- _____
- _____
- _____
- _____
- _____
- _____

GARDEN TYPE

- RAISED BEDS
- IN-GROUND BEDS
- CONTAINERS
- VERTICAL GARDEN
- GREENHOUSE
- OTHER: _____



MAIN WATER SOURCE

NOTES: _____

SOIL TYPE



- CLAY
- SANDY
- SILTY
- LOAMY
- OTHER: _____

Notes _____



NOTES & INSPIRATION





GARDEN LAYOUT

plan it · plant it · grow it



GARDEN NAME: _____

SCALE: _____

DATE: _____

Example: 1 square = 1 foot

↑ NORTH ↑

↑
WEST
↓

↑
EAST
↓

↓ SOUTH ↓

FEATURES & STRUCTURES

- Shed _____
- Compost _____
- Water Source _____
- Trellis _____
- Fence / Gate _____
- Paths _____
- Other _____

LEGEND

Use colors or symbols to represent plants and features.

- _____
- _____
- _____
- _____
- _____
- _____
- _____
- _____
- _____
- _____

NOTES



NOTES & DETAILS



SEED STARTING TRACKER


Tiny seeds today, tomorrow's harvest.



VARIETY <small>(Plant Name)</small>	DATE STARTED	GERMINATION DATE	DAYS TO GERMINATE	DATE TRANSPLANTED	WHERE TRANSPLANTED <small>(Garden Bed, Pot, etc.)</small>	SUCCESS RATE <small>(High, Med, Low)</small>	NOTES <small>(Care Tips, Observations)</small>

SEED STARTING SETUP

What worked well this season?



WHAT I'LL DO DIFFERENTLY NEXT TIME

Lessons learned for next season.



MY FAVORITE VARIETIES TO START INDOORS

The ones that did especially well!

- 1 _____
- 2 _____
- 3 _____
- 4 _____
- 5 _____



TIPS & NOTES

Notes, reminders, or helpful tips for next year.



SEED STARTING SUCCESS GUIDE



LIGHT

Provide 12-16 hours of light daily.



WARMTH

Keep soil warm for best germination.



WATER

Keep soil moist, not soggy.



AIRFLOW

Good air circulation prevents problems.



HARDEN OFF

Gradually adjust before transplanting.

Care today. Strong starts tomorrow. Abundant harvests ahead.



MONTHLY GARDEN CALENDAR


Plan what to do each month and stay on track all season long.



MONTH: _____


YEAR: _____


SUNDAY	MONDAY	TUESDAY	WEDNESDAY	THURSDAY	FRIDAY	SATURDAY

MONTHLY FOCUS 


- Plan / Prepare
- Plant
- Water
- Fertilize
- Weed
- Pest Management
- Harvest
- Other: _____

NOTES:



TOP PRIORITIES THIS MONTH 

1. _____
2. _____
3. _____
4. _____
5. _____

DON'T FORGET 

- _____
- _____
- _____
- _____

NOTES & REMINDERS 





MONTHLY GARDEN CALENDAR

Plan what to do each month and stay on track all season long.



MONTH: _____

YEAR: _____

SUNDAY	MONDAY	TUESDAY	WEDNESDAY	THURSDAY	FRIDAY	SATURDAY

MONTHLY FOCUS

- Plan / Prepare
- Plant
- Water
- Fertilize
- Weed
- Pest Management
- Harvest
- Other: _____

NOTES:

TOP PRIORITIES THIS MONTH

1. _____
2. _____
3. _____
4. _____
5. _____

DON'T FORGET

- _____
- _____
- _____
- _____

NOTES & REMINDERS



MONTHLY GARDEN CALENDAR

Plan what to do each month and stay on track all season long.



MONTH: _____

YEAR: _____

SUNDAY	MONDAY	TUESDAY	WEDNESDAY	THURSDAY	FRIDAY	SATURDAY

MONTHLY FOCUS

- Plan / Prepare
- Plant
- Water
- Fertilize
- Weed
- Pest Management
- Harvest
- Other: _____

NOTES:

TOP PRIORITIES THIS MONTH

1. _____
2. _____
3. _____
4. _____
5. _____

DON'T FORGET

- _____
- _____
- _____
- _____

NOTES & REMINDERS



WATERING TRACKER

KEEP YOUR PLANTS HYDRATED AND THRIVING ALL SEASON LONG.




MONTH: _____

DATE (MM/DD)	GARDEN BED / PLANT	WATERED (✓)	RAINFALL (✓)	NOTES
		<input type="checkbox"/>	<input type="checkbox"/>	
		<input type="checkbox"/>	<input type="checkbox"/>	
		<input type="checkbox"/>	<input type="checkbox"/>	
		<input type="checkbox"/>	<input type="checkbox"/>	
		<input type="checkbox"/>	<input type="checkbox"/>	
		<input type="checkbox"/>	<input type="checkbox"/>	
		<input type="checkbox"/>	<input type="checkbox"/>	
		<input type="checkbox"/>	<input type="checkbox"/>	
		<input type="checkbox"/>	<input type="checkbox"/>	
		<input type="checkbox"/>	<input type="checkbox"/>	
		<input type="checkbox"/>	<input type="checkbox"/>	
		<input type="checkbox"/>	<input type="checkbox"/>	
		<input type="checkbox"/>	<input type="checkbox"/>	
		<input type="checkbox"/>	<input type="checkbox"/>	
		<input type="checkbox"/>	<input type="checkbox"/>	
		<input type="checkbox"/>	<input type="checkbox"/>	
		<input type="checkbox"/>	<input type="checkbox"/>	
		<input type="checkbox"/>	<input type="checkbox"/>	
		<input type="checkbox"/>	<input type="checkbox"/>	
		<input type="checkbox"/>	<input type="checkbox"/>	
		<input type="checkbox"/>	<input type="checkbox"/>	
		<input type="checkbox"/>	<input type="checkbox"/>	

WEATHER NOTES 



PLANTS NEEDING EXTRA WATER 



THIS MONTH'S WATERING LESSONS 





PEST & PROBLEM LOG

TRACK ISSUES IN YOUR GARDEN AND HOW YOU SOLVED THEM.




DATE (MM/DD)	PLANT / AREA AFFECTED	PEST / PROBLEM (What did you see?)	SEVERITY (Low / Med / High)	ACTION TAKEN (What did you do?)	RESULT / NOTES (What happened?)

NOTES & OBSERVATIONS 



PREVENTION IDEAS FOR NEXT TIME 

A healthy garden is a happy garden. Observe, learn, and grow. 



PLANT PROFILE

GET TO KNOW YOUR PLANTS. TRACK THEIR GROWTH, CARE, AND PERFORMANCE.



PLANT NAME: _____

VARIETY: _____

PLANT TYPE: Vegetable Herb Fruit Flower Other _____

DATE STARTED / PLANTED: _____

PLANT INFORMATION

Botanical Name: _____

Days to Maturity: _____

Planting Method: _____

(Seed / Transplant / Division / Other)

Spacing: _____

Sun Requirements: _____

Soil Preferences: _____

CARE NOTES

Water Needs: _____

Fertilizer / Feeding: _____

Mulch Used: _____

Support / Trellis: _____

Companion Plants: _____

Other Care Notes:

PLANT PHOTO / SKETCH

Draw or add a photo



GROWTH TRACKER & NOTES

DATE (MM/DD)	GROWTH STAGE (Germination, Seedling, Vegetative, Flowering, etc.)	PLANT HEIGHT (inches)	OBSERVATIONS (Growth, leaves, blooms, etc.)	NOTES (Weather, issues, other)

HARVEST / BLOOM LOG

DATE (MM/DD)	WHAT I HARVESTED / OBSERVED	AMOUNT / QUANTITY	NOTES (Taste, quality, use, etc.)

WHAT I LEARNED

What worked well? What would I do differently next time?



Every plant has a story. Nurture it, learn from it, and enjoy the journey.



PLANT PROFILE

GET TO KNOW YOUR PLANTS. TRACK THEIR GROWTH, CARE, AND PERFORMANCE.



PLANT NAME: _____

VARIETY: _____

PLANT TYPE: Vegetable Herb Fruit Flower Other _____

DATE STARTED / PLANTED: _____

PLANT INFORMATION

Botanical Name: _____

Days to Maturity: _____

Planting Method: _____

(Seed / Transplant / Division / Other)

Spacing: _____

Sun Requirements: _____

Soil Preferences: _____

CARE NOTES

Water Needs: _____

Fertilizer / Feeding: _____

Mulch Used: _____

Support / Trellis: _____

Companion Plants: _____

Other Care Notes:

PLANT PHOTO / SKETCH

Draw or add a photo



GROWTH TRACKER & NOTES

DATE (MM/DD)	GROWTH STAGE (Germination, Seedling, Vegetative, Flowering, etc.)	PLANT HEIGHT (inches)	OBSERVATIONS (Growth, leaves, blooms, etc.)	NOTES (Weather, issues, other)

HARVEST / BLOOM LOG

DATE (MM/DD)	WHAT I HARVESTED / OBSERVED	AMOUNT / QUANTITY	NOTES (Taste, quality, use, etc.)

WHAT I LEARNED

What worked well? What would I do differently next time?



Every plant has a story. Nurture it, learn from it, and enjoy the journey.



PLANT PROFILE

GET TO KNOW YOUR PLANTS. TRACK THEIR GROWTH, CARE, AND PERFORMANCE.



PLANT NAME: _____

VARIETY: _____

PLANT TYPE: Vegetable Herb Fruit Flower Other _____

DATE STARTED / PLANTED: _____

PLANT INFORMATION

Botanical Name: _____

Days to Maturity: _____

Planting Method: _____

(Seed / Transplant / Division / Other)

Spacing: _____

Sun Requirements: _____

Soil Preferences: _____

CARE NOTES

Water Needs: _____

Fertilizer / Feeding: _____

Mulch Used: _____

Support / Trellis: _____

Companion Plants: _____

Other Care Notes:

PLANT PHOTO / SKETCH

Draw or add a photo



GROWTH TRACKER & NOTES

DATE (MM/DD)	GROWTH STAGE (Germination, Seedling, Vegetative, Flowering, etc.)	PLANT HEIGHT (inches)	OBSERVATIONS (Growth, leaves, blooms, etc.)	NOTES (Weather, issues, other)

HARVEST / BLOOM LOG

DATE (MM/DD)	WHAT I HARVESTED / OBSERVED	AMOUNT / QUANTITY	NOTES (Taste, quality, use, etc.)

WHAT I LEARNED

What worked well? What would I do differently next time?



Every plant has a story. Nurture it, learn from it, and enjoy the journey.



COMPANION PLANTING NOTES



GOOD PLANTS. HAPPY PLANTS. HEALTHY GARDEN.
Track plant combinations that work well together, and ones to avoid.



NOTES ON COMPANION PLANTING

COMPANION KEY



Good Companion
Beneficial / supports growth



Neutral
No strong effect either way



Avoid
Not a good match / may hinder growth



Notes
More information in notes column

DATE (MM/DD)	PLANT 1 (Main Plant)	PLANT 2 (Companion Plant)	RELATIONSHIP (✓ / ✗ / ~)	BENEFITS / REASON (Why they work well)	SOURCE / NOTES (Book, website, experience)



PLANTS THAT GROW WELL TOGETHER

My favorite successful combinations.



PLANTS TO AVOID TOGETHER

Combinations that didn't work well.



OBSERVATIONS & LESSONS LEARNED

What I've learned about companion planting in my garden.



In the garden, good neighbors make the best harvests.





GARDEN EXPENSES

TRACK YOUR GARDEN SPENDING AND PLAN FOR FUTURE PROJECTS.



YEAR: _____

BUDGET FOR THE YEAR: \$ _____

DATE (MM/DD)	ITEM / DESCRIPTION (Seeds, Soil, Tools, Plants, etc.)	CATEGORY (Seeds, Soil, Tools, Plants, Supplies, Other)	STORE / SOURCE (Where purchased)	AMOUNT (\$)	NOTES (Purpose, project, or details)

EXPENSE SUMMARY

Seeds: \$ _____

Soil & Amendments: \$ _____

Plants: \$ _____

Tools & Equipment: \$ _____

Supplies (Fertilizer, Pest Control, etc.): \$ _____

Structures (Raised Beds, Trellises, etc.): \$ _____

Decor & Other: \$ _____

TOTAL SPENT: \$ _____

NOTES & PLANNING

Notes about expenses, sales, deals, or future purchases.

FUTURE PROJECTS & WISHLIST

Things I want to save for or plan to purchase.



 A little spent in the garden returns a lifetime of beauty.  



WEATHER NOTES



TRACK THE WEATHER AND HOW IT AFFECTS YOUR GARDEN.

MONTH: _____

YEAR: _____

WEATHER LOG

DATE	TEMPERATURE (High / Low)	CONDITIONS (Sunny, Cloudy, Rainy, etc.)	RAINFALL (inches)	GARDEN IMPACT (How did it affect your plants?)

SIGNIFICANT WEATHER EVENTS

- Frost
- Heat Wave
- Heavy Rain
- Drought
- Hail
- Strong Winds
- Other: _____



HOW MY GARDEN RESPONDED

Examples: Tomatoes loved the heat. Lettuce bolted. Basil grew rapidly.



NOTES FOR NEXT SEASON

Examples: Start peas earlier. Add shade cloth for lettuce. Mulch more heavily during July.





GARDEN WINS



CELEBRATE THE SMALL (AND BIG!) WINS.

Every success helps your garden grow.

YEAR: _____

DATE STARTED: _____

DATE COMPLETED: _____

MY BIGGEST WINS THIS SEASON

- 1 _____
- 2 _____
- 3 _____
- 4 _____
- 5 _____

I'M PROUD OF...

Things I accomplished in the garden.



PLANTS THAT THRIVED

What grew especially well?



LESSONS THAT PAID OFF

What I tried that worked better than expected.



FUN MOMENTS

Memorable moments, visitors, surprises, or happy harvests.



LOOKING BACK & LOOKING AHEAD

What I'm most grateful for this season and what I'm excited to try next.



Celebrate progress, not perfection. Every win grows your confidence.



NEXT YEAR'S IDEAS



DREAM, PLAN, AND PREPARE FOR YOUR BEST GARDEN YET.



YEAR: _____

DATE: _____

NEW PLANTS I WANT TO TRY

Varieties, herbs, flowers, vegetables, or fruits.

- _____
- _____
- _____
- _____
- _____
- _____
- _____
- _____
- _____
- _____
- _____



GARDEN GOALS

What I want to achieve next season.

- 1 _____
- 2 _____
- 3 _____
- 4 _____
- 5 _____



PROJECTS & IMPROVEMENTS

Build, fix, expand, or upgrade.

- _____
- _____
- _____
- _____
- _____
- _____
- _____
- _____
- _____
- _____



GARDEN DESIGN IDEAS

Layout changes, new beds, paths, trellises, etc.



SUPPLIES I WANT TO GET

Tools, seeds, soil, equipment, and more.

- _____
- _____
- _____
- _____
- _____
- _____
- _____
- _____
- _____
- _____



NOTES, INSPIRATION & REMINDERS

Ideas, quotes, inspiration, or anything I don't want to forget.





FAVORITE VARIETIES



KEEP TRACK OF THE PLANTS YOU LOVE MOST
SO YOU CAN GROW THEM AGAIN AND AGAIN.

PLANT (Crop or Flower)	VARIETY / CULTIVAR (Name)	TYPE (Heirloom, Hybrid, Open Pollinated)	WHERE I GOT IT (Source or Supplier)	WHY I LOVE IT (Flavor, Color, Yield, Resilience, etc.)	WOULD GROW AGAIN? (Yes / Maybe / No)

TOP PERFORMERS

The best of the best this season!

- 1 _____
- 2 _____
- 3 _____
- 4 _____
- 5 _____



NOTES ON MY FAVORITES

What makes these varieties special?



VARIETIES TO FIND OR TRY NEXT

New or hard-to-find varieties I'd like to add to my garden.

- _____
- _____
- _____
- _____
- _____

SEED SAVING NOTES

Notes about seed saving, storage, and viability.



GARDEN RECIPES

From garden to table. Made with love.



RECIPE: _____ SERVES: _____

RECIPE: _____ SERVES: _____

INGREDIENTS

FROM MY GARDEN

INGREDIENTS

FROM MY GARDEN

What I harvested:

What I harvested:

- _____
- _____
- _____
- _____
- _____
- _____

- _____
- _____
- _____
- _____
- _____
- _____

DIRECTIONS

DIRECTIONS

NOTES

NOTES



RECIPE: _____ SERVES: _____

RECIPE: _____ SERVES: _____

INGREDIENTS

FROM MY GARDEN

INGREDIENTS

FROM MY GARDEN

What I harvested:

What I harvested:

- _____
- _____
- _____
- _____
- _____
- _____

- _____
- _____
- _____
- _____
- _____
- _____

DIRECTIONS

DIRECTIONS

NOTES

NOTES



The best meals start in the garden.





END OF SEASON REFLECTION



A season of growing, learning, and gathering memories.

THIS SEASON IN A FEW WORDS

How would you describe this gardening season?



MY BIGGEST SUCCESS

What made you proud this year?



MY BIGGEST CHALLENGE

What was the most difficult part of the season?



FAVORITE HARVEST

Crop: _____

Variety: _____

Why it stood out:



SOMETHING I LEARNED

What knowledge will you carry into next season?



MY GARDEN GRATITUDE LIST

- 1 _____
- 2 _____
- 3 _____
- 4 _____
- 5 _____



LOOKING FORWARD

What are you most excited to grow next year?



Gardens teach patience, reward care, and remind us that growth often happens quietly.







PRINTABLE PLANT MARKERS

CUT, LAMINATE, AND LABEL YOUR GARDEN WITH LOVE



DIRECTIONS: Cut along the dotted lines. For extra durability, laminate and use a permanent marker.



TIP: Write plant names with a permanent marker after laminating for long-lasting use!



Made for gardeners who plant seeds, nurture dreams, and grow joy.



PRINTABLE PLANT MARKERS

CUT, LAMINATE, AND LABEL YOUR GARDEN WITH LOVE



DIRECTIONS: Cut along the dotted lines.
For extra durability, laminate and use a permanent marker.



 TIP: Write plant names with a permanent marker after laminating for long-lasting use!



Made for gardeners who plant seeds, nurture dreams, and grow joy.